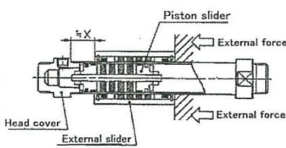
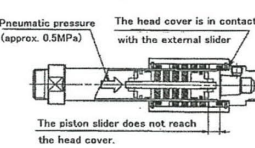
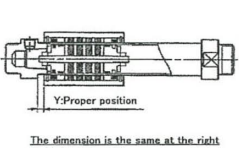
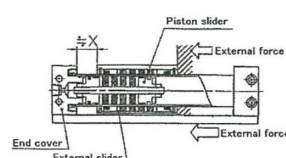
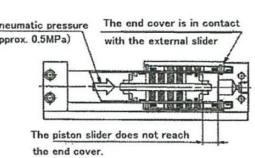
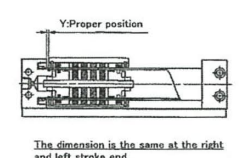
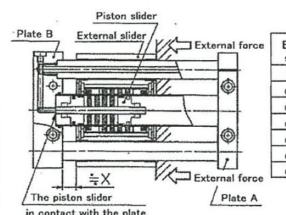
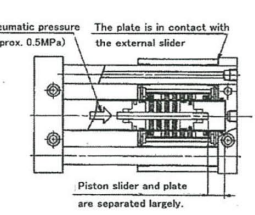
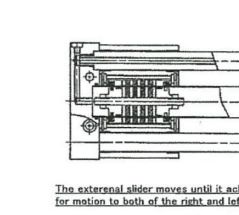



1. Decrease the supply pressure to 0MPa (check there is no residual pressure) so that the cylinder can be operated manually.
2. If the cylinder cannot be operated at full stroke due to external stroke restriction (external stopper, adjuster bolt, etc.), release the stopper, etc. and make the cylinder able to operate at full stroke.
3. If the piston is disengaged, it can be confirmed that the external slider end is in contact with the head cover or plate at the B side or they are separated largely at the A side (i.e. difference in a gap between both ends).
- 4.

Condition	[A] The external slider is separated largely from the head cover (end cover or plate).	[B] The external slider is in contact with the head cover (end cover or plate).	Normal condition																																												
Procedure	Push back the external slider using an external force (pressing by hand).	Push back the piston slider using pneumatic pressure (approx. 0.5MPa).																																													
CY3B	 <table border="1" style="margin-left: 20px;"> <thead> <tr> <th colspan="2">(Unit:mm)</th> </tr> <tr> <th>Type</th> <th>≒X</th> </tr> </thead> <tbody> <tr><td>CY3B6</td><td>10</td></tr> <tr><td>CY3B10</td><td>10.5</td></tr> <tr><td>CY3B15</td><td>13</td></tr> <tr><td>CY3B20</td><td>15</td></tr> <tr><td>CY3B25</td><td>15.5</td></tr> <tr><td>CY3B32</td><td>16.5</td></tr> <tr><td>CY3B40</td><td>20.5</td></tr> <tr><td>CY3B50</td><td>31</td></tr> <tr><td>CY3B63</td><td>31.5</td></tr> </tbody> </table>	(Unit:mm)		Type	≒X	CY3B6	10	CY3B10	10.5	CY3B15	13	CY3B20	15	CY3B25	15.5	CY3B32	16.5	CY3B40	20.5	CY3B50	31	CY3B63	31.5	 <p>The piston slider does not reach the head cover.</p>	 <table border="1" style="margin-left: 20px;"> <thead> <tr> <th colspan="2">(Unit:mm)</th> </tr> <tr> <th>Type</th> <th>≒X</th> </tr> </thead> <tbody> <tr><td>CY3B6</td><td>4</td></tr> <tr><td>CY3B10</td><td>1.5</td></tr> <tr><td>CY3B15</td><td>2</td></tr> <tr><td>CY3B20</td><td>2</td></tr> <tr><td>CY3B25</td><td>2</td></tr> <tr><td>CY3B32</td><td>2</td></tr> <tr><td>CY3B40</td><td>3</td></tr> <tr><td>CY3B50</td><td>8</td></tr> <tr><td>CY3B63</td><td>8</td></tr> </tbody> </table> <p>The dimension is the same at the right and left stroke end.</p>	(Unit:mm)		Type	≒X	CY3B6	4	CY3B10	1.5	CY3B15	2	CY3B20	2	CY3B25	2	CY3B32	2	CY3B40	3	CY3B50	8	CY3B63	8
(Unit:mm)																																															
Type	≒X																																														
CY3B6	10																																														
CY3B10	10.5																																														
CY3B15	13																																														
CY3B20	15																																														
CY3B25	15.5																																														
CY3B32	16.5																																														
CY3B40	20.5																																														
CY3B50	31																																														
CY3B63	31.5																																														
(Unit:mm)																																															
Type	≒X																																														
CY3B6	4																																														
CY3B10	1.5																																														
CY3B15	2																																														
CY3B20	2																																														
CY3B25	2																																														
CY3B32	2																																														
CY3B40	3																																														
CY3B50	8																																														
CY3B63	8																																														
CY3R	 <table border="1" style="margin-left: 20px;"> <thead> <tr> <th colspan="2">(Unit:mm)</th> </tr> <tr> <th>Type</th> <th>≒X</th> </tr> </thead> <tbody> <tr><td>CY3R6</td><td>7.5</td></tr> <tr><td>CY3R10</td><td>10.5</td></tr> <tr><td>CY3R15</td><td>12.5</td></tr> <tr><td>CY3R20</td><td>15</td></tr> <tr><td>CY3R25</td><td>15.5</td></tr> <tr><td>CY3R32</td><td>17.5</td></tr> <tr><td>CY3R40</td><td>20.5</td></tr> <tr><td>CY3R50</td><td>26</td></tr> <tr><td>CY3R63</td><td>26.5</td></tr> </tbody> </table>	(Unit:mm)		Type	≒X	CY3R6	7.5	CY3R10	10.5	CY3R15	12.5	CY3R20	15	CY3R25	15.5	CY3R32	17.5	CY3R40	20.5	CY3R50	26	CY3R63	26.5	 <p>The piston slider does not reach the end cover.</p>	 <table border="1" style="margin-left: 20px;"> <thead> <tr> <th colspan="2">(Unit:mm)</th> </tr> <tr> <th>Type</th> <th>≒X</th> </tr> </thead> <tbody> <tr><td>CY3R6</td><td>1.5</td></tr> <tr><td>CY3R10</td><td>1.5</td></tr> <tr><td>CY3R15</td><td>2</td></tr> <tr><td>CY3R20</td><td>1.5</td></tr> <tr><td>CY3R25</td><td>2</td></tr> <tr><td>CY3R32</td><td>3</td></tr> <tr><td>CY3R40</td><td>3</td></tr> <tr><td>CY3R50</td><td>3</td></tr> <tr><td>CY3R63</td><td>3</td></tr> </tbody> </table> <p>The dimension is the same at the right and left stroke end.</p>	(Unit:mm)		Type	≒X	CY3R6	1.5	CY3R10	1.5	CY3R15	2	CY3R20	1.5	CY3R25	2	CY3R32	3	CY3R40	3	CY3R50	3	CY3R63	3
(Unit:mm)																																															
Type	≒X																																														
CY3R6	7.5																																														
CY3R10	10.5																																														
CY3R15	12.5																																														
CY3R20	15																																														
CY3R25	15.5																																														
CY3R32	17.5																																														
CY3R40	20.5																																														
CY3R50	26																																														
CY3R63	26.5																																														
(Unit:mm)																																															
Type	≒X																																														
CY3R6	1.5																																														
CY3R10	1.5																																														
CY3R15	2																																														
CY3R20	1.5																																														
CY3R25	2																																														
CY3R32	3																																														
CY3R40	3																																														
CY3R50	3																																														
CY3R63	3																																														
CY1S (Slide bushing type)	 <table border="1" style="margin-left: 20px;"> <thead> <tr> <th colspan="3">Bore size ≒X(mm)</th> </tr> <tr> <th></th> <th>CY1S</th> <th>CY1L</th> </tr> </thead> <tbody> <tr><td>φ6</td><td>6</td><td>6</td></tr> <tr><td>φ10</td><td>9</td><td>9</td></tr> <tr><td>φ15</td><td>11</td><td>11</td></tr> <tr><td>φ20</td><td>12</td><td>12</td></tr> <tr><td>φ25</td><td>12</td><td>12</td></tr> <tr><td>φ32</td><td>14</td><td>16</td></tr> <tr><td>φ40</td><td>17</td><td>17</td></tr> </tbody> </table>	Bore size ≒X(mm)				CY1S	CY1L	φ6	6	6	φ10	9	9	φ15	11	11	φ20	12	12	φ25	12	12	φ32	14	16	φ40	17	17	 <p>Piston slider and plate are separated largely.</p>	 <p>The external slider moves until it touches the plate for motion to both of the right and left stroke end.</p>																	
Bore size ≒X(mm)																																															
	CY1S	CY1L																																													
φ6	6	6																																													
φ10	9	9																																													
φ15	11	11																																													
φ20	12	12																																													
φ25	12	12																																													
φ32	14	16																																													
φ40	17	17																																													
CY1L (Ball bushing type)																																															

(Nota) The slider type figure shows the CY1S (slide bushing type).

(Take the same procedures for mounting the disengaged piston for the CY1L)