

Vacuum Flow

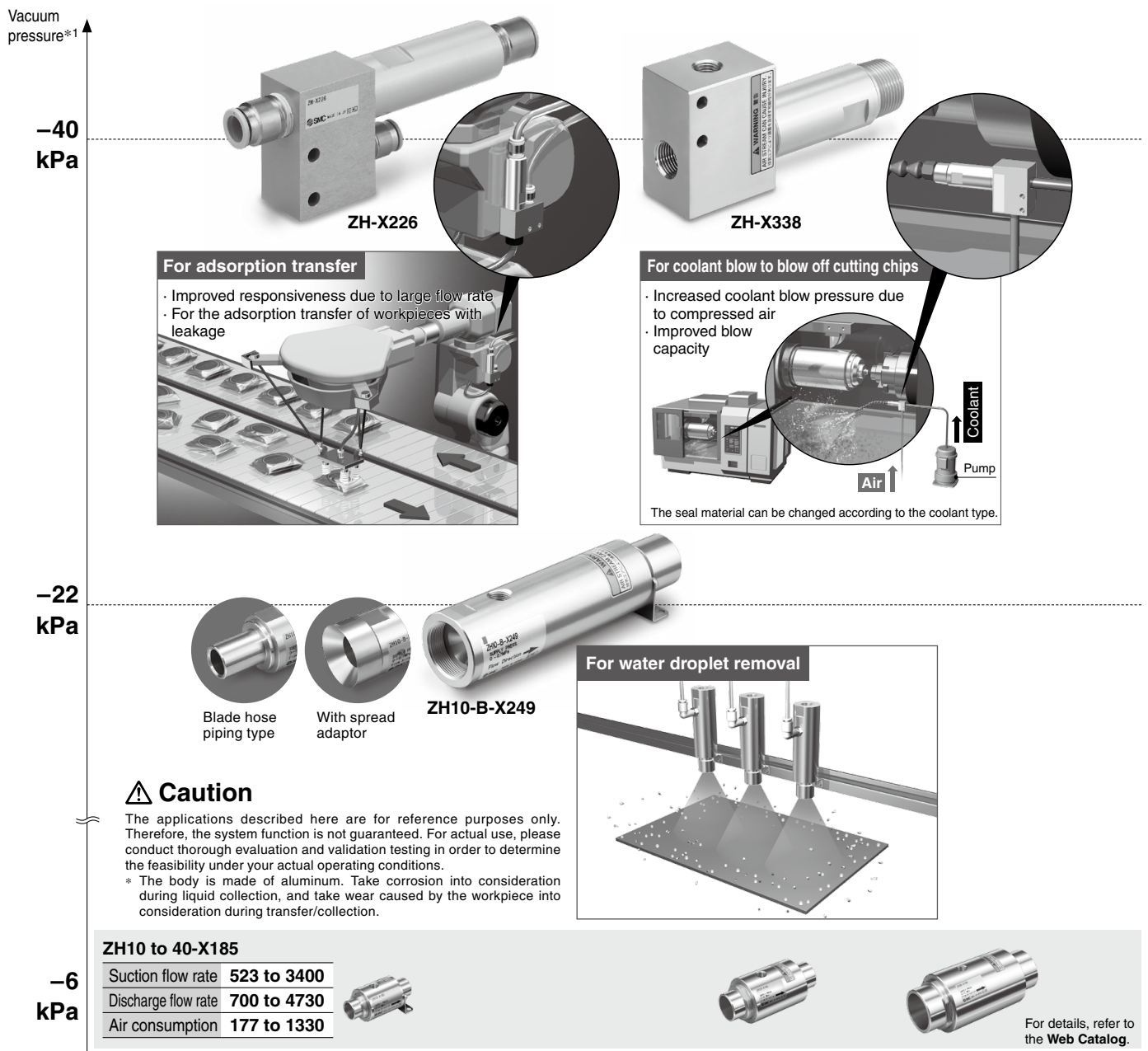
High-flow blow **Max. 1550 L/min (ANR)** and vacuum **Max. 880 L/min (ANR)** can be performed by supplying compressed air.

Model	Suction flow rate	Discharge flow rate	Air consumption
ZH-X226	405	700	297
ZH-X338	880	1550	570
ZH10-B-X249	820	1160	340

L/min (ANR)

At 0.5 MPa supply pressure

Series Map



*1 Vacuum pressure at 0.5 MPa supply pressure

ZH-X226/X249/X338



19-E707

Vacuum Flow ZH-X226

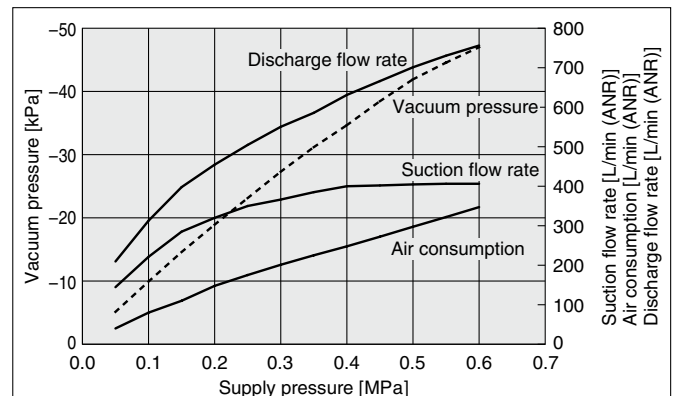


Model/Specifications

Model	ZH-X226
Body material	Aluminum alloy
Seal material	NBR
Passage diameter	$\phi 8$
C [dm ³ /(s·bar)] (Effective area [mm ²])*1	0.83 (4.13)
Fluid	Air
Supply pressure range	0 to 0.7 MPa
Ambient and fluid temperatures [°C]	-5 to 80 (No freezing or condensation)
Weight [g]	240

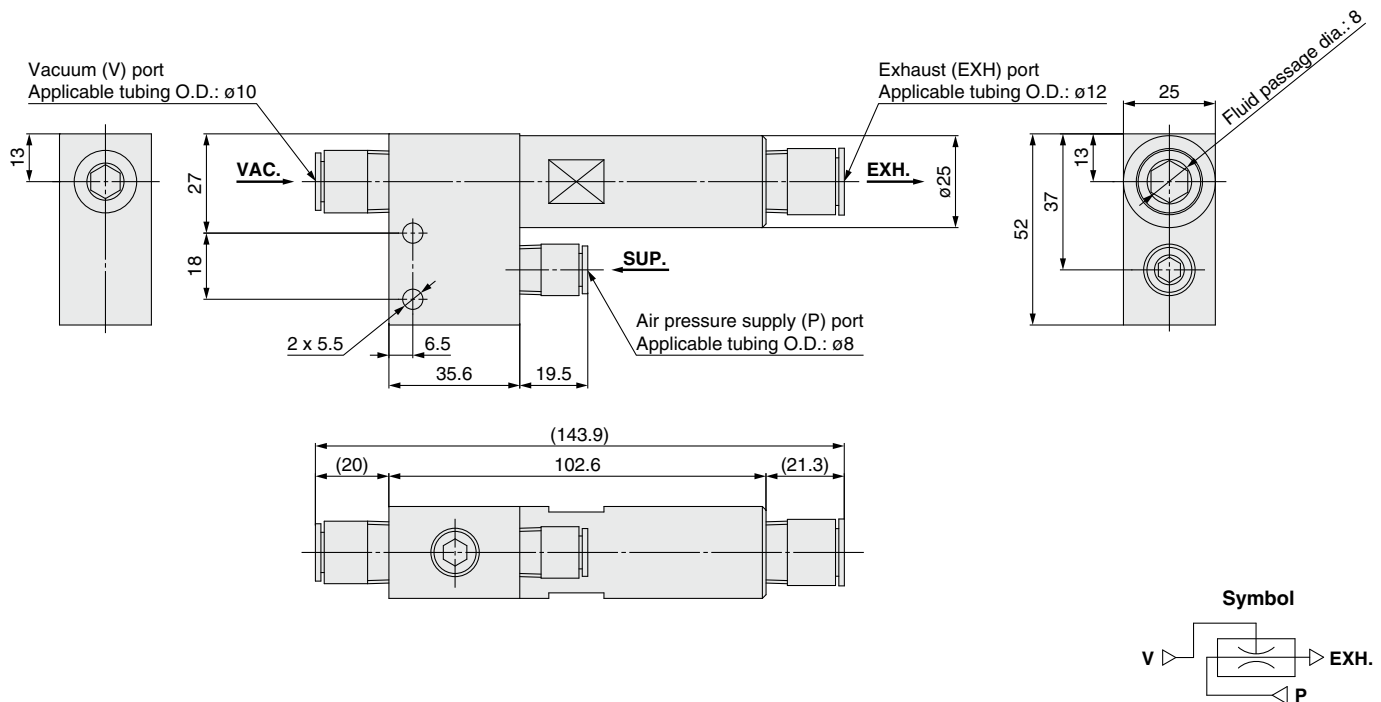
*1 The C value and the effective area are theoretical values.

Exhaust Characteristics



This data was acquired under SMC's measurement conditions. Therefore, the characteristics are not guaranteed. In addition, the data shows representative values and the performance may change depending on the piping conditions, etc. Be sure to conduct tests on the actual equipment to test for compatibility with the intended application.

Dimensions



⚠ Specific Product Precautions


Be sure to read this before handling the products. For safety instructions and vacuum equipment precautions, refer to the "Handling Precautions for SMC Products" and the "Operation Manual" on the SMC website: <https://www.smcworld.com>

Operating Precautions

⚠ Warning

1. Because suctioned matter is ejected together with the exhaust, do not direct an exhaust port at a person or other equipment.
2. Do not use in an atmosphere which contains corrosive gases, chemicals, organic solvents, sea water, water steam, or where there is direct contact with any of these.

Vacuum Flow ZH-X338



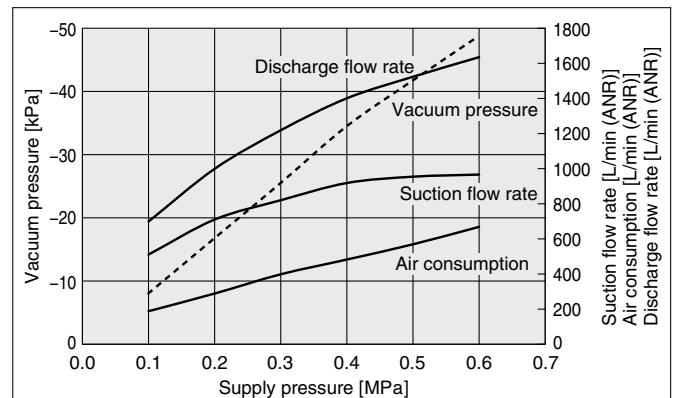
Model/Specifications

Model	ZH-X338
Body material	Aluminum alloy
Seal material	NBR
Passage diameter	ø12
C [dm ³ /(s·bar)] (Effective area [mm ²])*1	1.58 (7.92)
Fluid	Air
Supply pressure range	0 to 0.7 MPa
Ambient and fluid temperatures [°C]	-5 to 80 (No freezing or condensation)
Weight [g]	328

*1 The C value and the effective area are theoretical values.

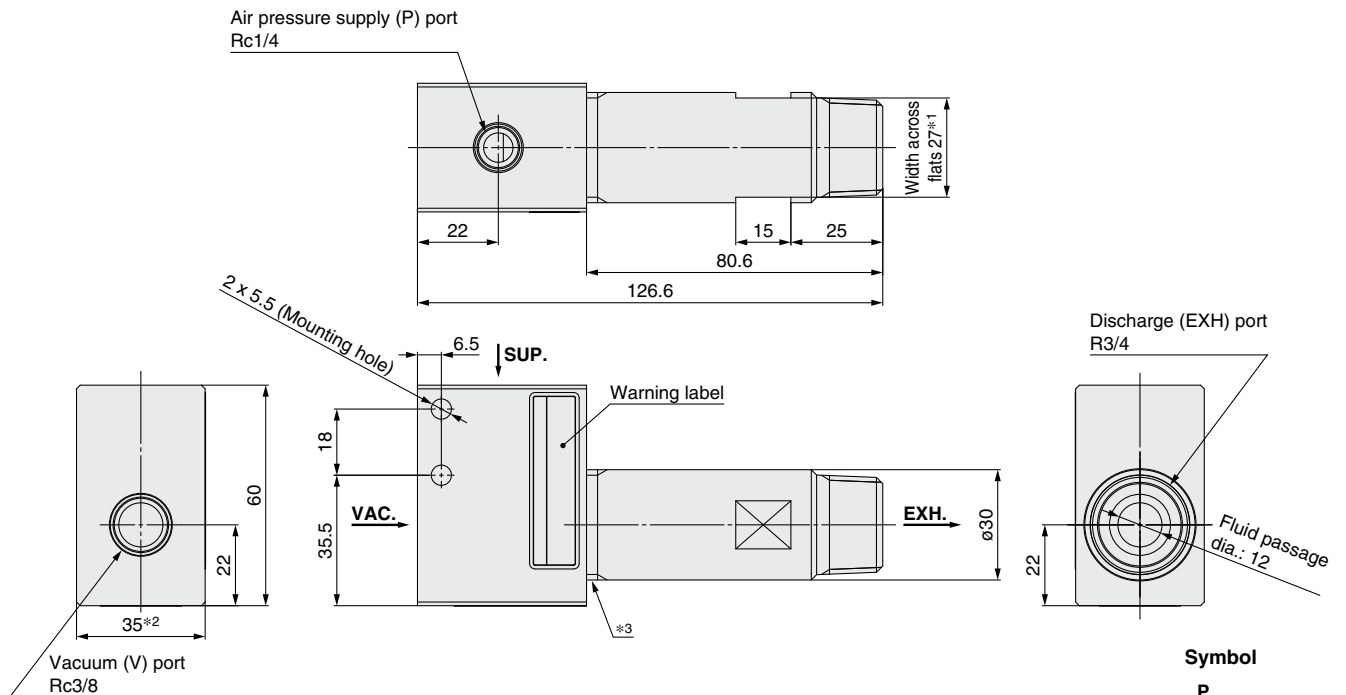
* Refer to page 1 for specific product precautions.

Exhaust Characteristics



This data was acquired under SMC's measurement conditions. Therefore, the characteristics are not guaranteed. In addition, the data shows representative values and the performance may change depending on the piping conditions, etc. Be sure to conduct tests on the actual equipment to test for compatibility with the intended application.

Dimensions



- *1 When connecting (or removing) piping, etc., to the exhaust (EXH) port, be sure to hold the width across flats.
- *2 When connecting (or removing) piping, etc., to the air pressure supply (P) port or the vacuum (V) port, be sure to hold the sides of the body.
- *3 If torque is applied to this thread part, the performance of the product may be affected.


Vacuum Flow ZH10-B-X249

How to Order

ZH10-B-X249


Suction port type

Nil	Screw piping type	P	Blade hose piping type	W	With spread adaptor
-----	-------------------	---	------------------------	---	---------------------



Screw piping type

Vacuum (V) port ø19



Vacuum (V) port ø34

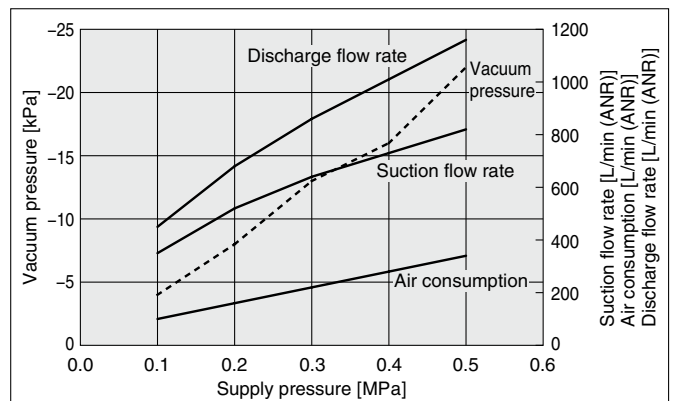
Specifications

Model	ZH10-B-X249	ZH10-B-X249P	ZH10-B-X249W
Body material	Aluminum alloy		
Seal material	NBR		
Passage diameter	ø11.5		
C [dm ³ /(s·bar)] (Effective area [mm ²])*1	0.94 (4.72)		
Fluid	Air		
Supply pressure range	0 to 0.7 MPa		
Ambient and fluid temperatures [°C]	-5 to 80 (No freezing or condensation)		
Weight [g]	250	267	278

*1 The C value and the effective area are theoretical values.

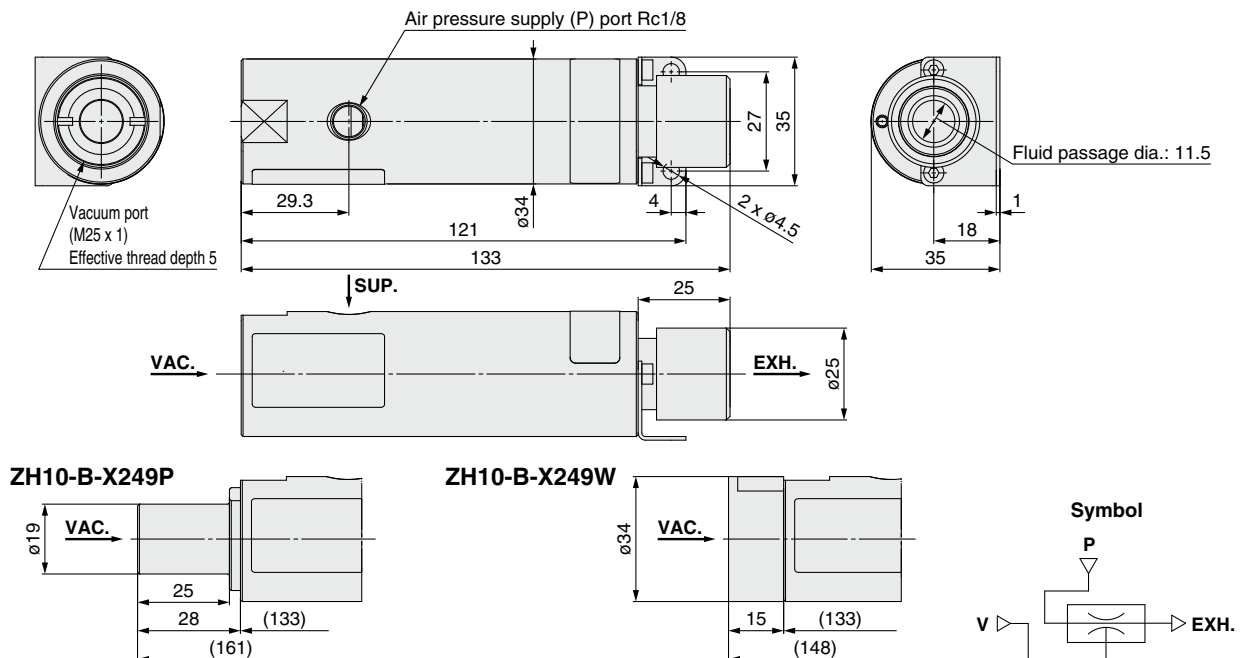
* Refer to page 1 for specific product precautions.

Exhaust Characteristics



This data was acquired under SMC's measurement conditions. Therefore, the characteristics are not guaranteed. In addition, the data shows representative values and the performance may change depending on the piping conditions, etc. Be sure to conduct tests on the actual equipment to test for compatibility with the intended application.

Dimensions



⚠ Safety Instructions Be sure to read the "Handling Precautions for SMC Products" (M-E03-3) and "Operation Manual" before use.