

Modular Type Air Combination

AC-D Series

Modular connection units are available through the Simple Specials System.

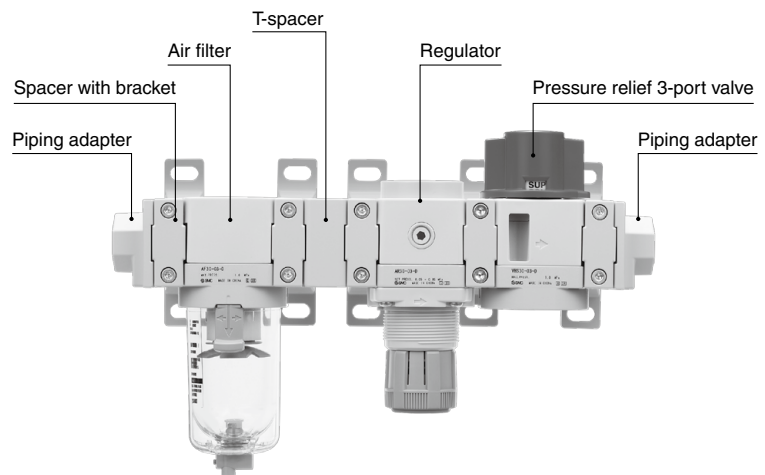
Please contact your local sales representative for more details.

Examples of Simple Specials

Combination example ①

* Please contact your local sales representative for ordering procedures.

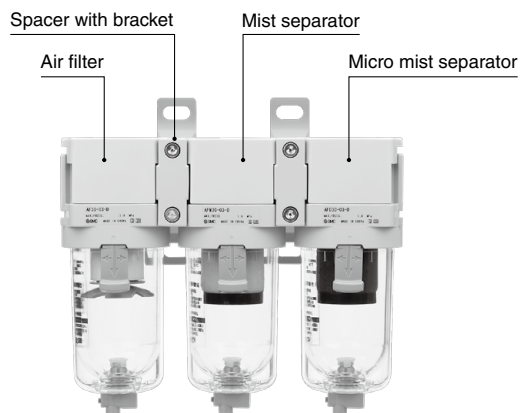
Piping adapter E300-04-D	2 pcs.
Spacer with bracket 25A-Y300T-D	5 pcs.
Air filter 25A-AF30-03-D	1 pc.
T-spacer Y310-03-D	1 pc.
Regulator 25A-AR30-03-D	1 pc.
Pressure relief 3-port valve 25A-VHS30-03-D	1 pc.



Combination example ②

* Please contact your local sales representative for ordering procedures.

Air filter 25A-AF30-03-D	1 pc.
Spacer with bracket 25A-Y300T-D	2 pcs.
Mist separator 25A-AFM30-03-D	1 pc.
Micro mist separator 25A-AFD30-03-D	1 pc.



Air Filter

25A-AF20-D to 25A-AF60-D



How to Order

25A - AF **30** - **03** **B** - **D**

① ② ③ ④ ⑤

• Series compatible with secondary batteries

- Semi-standard: Select one each for **a** and **b**.
- Semi-standard symbol: When more than one specification is required, indicate in alphanumeric order. Example) 25A-AF30-N03B-RZ-D

	Symbol	Description	① Body size						
			20	30	40	50	60		
② Pipe thread type	Nil	Rc	●	●	●	●	●		
	N	NPT	●	●	●	●	●		
	F	G	●	●	●	●	●		
+									
③ Port size	01	1/8	●	—	—	—	—		
	02	1/4	●	●	●	—	—		
	03	3/8	—	●	●	—	—		
	04	1/2	—	—	●	—	—		
	06	3/4	—	—	●	●	—		
10	1	—	—	—	●	●			
+									
④ Option	Mounting	Nil	Without mounting option	●	●	●	●	●	
		B*1	With bracket	●	●	●	●	●	
+									
⑤ Semi-standard	a	Flow direction	Nil	Flow direction: Left to right	●	●	●	●	●
			R	Flow direction: Right to left	●	●	●	●	●
+									
b	Unit	Nil	Unit on product label: MPa, °C	●	●	●	●	●	
		Z*2	Unit on product label: psi, °F	○*2	○*2	○*2	○*2	○*2	

*1 Option B is included in the package with the product but does not come assembled. The assembly consists of 2 types of brackets and 2 mounting screws.

*2 ○ : For pipe thread type: NPT. This product is for overseas use only according to the New Measurement Act. (The SI unit type is provided for use in Japan.)

Bracket, Bowl Assembly Part Nos. for the 25A- Series

Option	Model					
	25A-AF20-D	25A-AF30-D	25A-AF40-D	25A-AF40-06-D	25A-AF50-D	25A-AF60-D
Bracket assembly *1	25A-AF24P-070AS	25A-AF34P-070AS	25A-AF44P-070AS	25A-AF49P-070AS	25A-AF54P-070AS	
Bowl assembly	25A-C2SF-D	25A-C3SF-D	25A-C4SF-D			

*1 The assembly consists of an A and B bracket and 2 mounting screws.

* The 25A- series specifications and dimensions are the same as those of the standard model.

For details, refer to the [Web Catalog](#).

Air Filter

25A-AF20-A to 25A-AF60-A



How to Order

25A - AF **30** - **03** **B** - **A**

①
②
③
④
⑤

• Series compatible with secondary batteries

• Semi-standard: Select one each for **a** and **b**.
 • Semi-standard symbol: When more than one specification is required, indicate in alphanumeric order.
 Example) 25A-AF30-N03B-RZ-A

		Symbol	Description	① Body size					
				20	30	40	50	60	
②	Pipe thread type	Nil	Rc	●	●	●	●	●	
		N	NPT	●	●	●	●	●	
		F	G	●	●	●	●	●	
+									
③	Port size	01	1/8	●	—	—	—	—	
		02	1/4	●	●	●	—	—	
		03	3/8	—	●	●	—	—	
		04	1/2	—	—	●	—	—	
		06	3/4	—	—	●	●	—	
		10	1	—	—	—	●	●	
+									
④ Option	Mounting	Nil	Without mounting option	●	●	●	●	●	
		B*1	With bracket	●	●	●	●	●	
+									
⑤ Semi-standard	a	Flow direction	Nil	Flow direction: Left to right	●	●	●	●	●
			R	Flow direction: Right to left	●	●	●	●	●
	b	Pressure unit	Nil	Name plate and caution plate for bowl in SI units: MPa	●	●	●	●	●
			Z*2	Name plate and caution plate for bowl in imperial units: psi, °F	○*2	○*2	○*2	○*2	○*2

*1 A bracket is not assembled and supplied loose at the time of shipment. Including 2 mounting screws.

*2 ○ : For pipe thread type: NPT. This product is for overseas use only according to the New Measurement Act. (The SI unit type is provided for use in Japan.)

Bracket, Bowl Assembly Part Nos. for the 25A- Series

Option	Model	25A-AF20-A	25A-AF30-A	25A-AF40-A	25A-AF40-06-A	25A-AF50-A 25A-AF60-A
Bracket assembly*1		25A-AF22P-050AS	25A-AF32P-050AS	25A-AF42P-050AS	25A-AF42P-070AS	25A-AF52P-050AS
Bowl assembly		25A-C2SF-A	25A-C3SF-A	25A-C4SF-A		

*1 The assembly consists of a bracket and 2 mounting screws.

* The 25A- series specifications and dimensions are the same as those of the standard model.

For details, refer to the [Web Catalog](#).

Mist Separator

25A-AFM20-D to 25A-AFM40-06-D

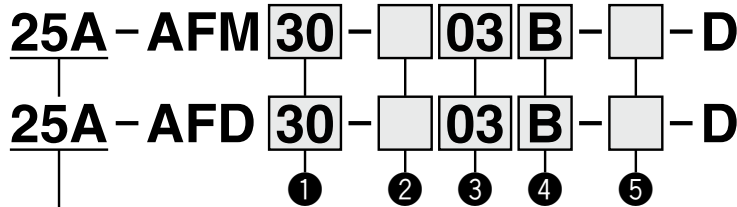
Micro Mist Separator

25A-AFD20-D to 25A-AFD40-06-D



- 25A-AFM Series Nominal filtration rating: 0.3 μm
- 25A-AFD Series Nominal filtration rating: 0.01 μm

How to Order



• Series compatible with secondary batteries

- Semi-standard: Select one each for **a** and **b**.
- Semi-standard symbol: When more than one specification is required, indicate in alphanumeric order. Example) 25A-AFM30-N03B-RZ-D

		Symbol	Description	①			
				Body size			
				20	30	40	
②	Pipe thread type	Nil	Rc	●	●	●	
		N	NPT	●	●	●	
		F	G	●	●	●	
+							
③	Port size	01	1/8	●	—	—	
		02	1/4	●	●	●	
		03	3/8	—	●	●	
		04	1/2	—	—	●	
		06	3/4	—	—	●	
+							
④	Option Mounting	Nil	Without mounting option	●	●	●	
		B*1	With bracket	●	●	●	
+							
⑤	Semi-standard a	Flow direction	Nil	Flow direction: Left to right	●	●	●
			R	Flow direction: Right to left	●	●	●
	b	Unit	Nil	Unit on product label: MPa, °C	●	●	●
Z*2			Unit on product label: psi, °F	○*2	○*2	○*2	

*1 Option B is included in the package with the product but does not come assembled. The assembly consists of 2 types of brackets and 2 mounting screws.

*2 ○ : For pipe thread type: NPT. This product is for overseas use only according to the New Measurement Act.
(The SI unit type is provided for use in Japan.)

Bracket, Bowl Assembly Part Nos. for the 25A- Series

Option	Model			
	25A-AFM20-D 25A-AFD20-D	25A-AFM30-D 25A-AFD30-D	25A-AFM40-D 25A-AFD40-D	25A-AFM40-06-D 25A-AFD40-06-D
Bracket assembly*1	25A-AF24P-070AS	25A-AF34P-070AS	25A-AF44P-070AS	25A-AF49P-070AS
Bowl assembly	25A-C2SF-D	25A-C3SF-D	25A-C4SF-D	

*1 The assembly consists of an A and B bracket and 2 mounting screws.

* The 25A- series specifications and dimensions are the same as those of the standard model.

For details, refer to the [Web Catalog](#).

Mist Separator

25A-AFM20-A to 25A-AFM40-A

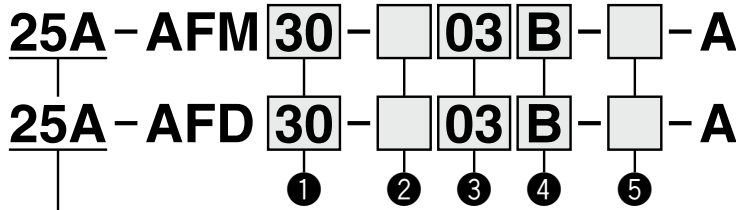
Micro Mist Separator

25A-AFD20-A to 25A-AFD40-A



- 25A-AFM Series Nominal filtration rating: 0.3 μm
- 25A-AFD Series Nominal filtration rating: 0.01 μm

How to Order



• Series compatible with secondary batteries

- Semi-standard: Select one each for **a** and **b**.
- Semi-standard symbol: When more than one specification is required, indicate in alphanumeric order. Example) 25A-AFM30-N03B-RZ-A

		Symbol	Description	①			
				Body size			
				20	30	40	
②	Pipe thread type	Nil	Rc	●	●	●	
		N	NPT	●	●	●	
		F	G	●	●	●	
+							
③	Port size	01	1/8	●	—	—	
		02	1/4	●	●	●	
		03	3/8	—	●	●	
		04	1/2	—	—	●	
		06	3/4	—	—	●	
+							
④	Option Mounting	Nil	Without mounting option	●	●	●	
		B*1	With bracket	●	●	●	
+							
⑤	Semi-standard a	Flow direction	Nil	Flow direction: Left to right	●	●	●
			R	Flow direction: Right to left	●	●	●
	b	Pressure unit	Nil	Name plate and caution plate for bowl in SI units: MPa	●	●	●
Z*2			Name plate and caution plate for bowl in imperial units: psi, °F	○*2	○*2	○*2	

*1 A bracket is not assembled and supplied loose at the time of shipment. Including 2 mounting screws.

*2 ○ : For pipe thread type: NPT. This product is for overseas use only according to the New Measurement Act. (The SI unit type is provided for use in Japan.)

Bracket, Bowl Assembly Part Nos. for the 25A- Series

Option	Model	25A-AFM20-A 25A-AFD20-A	25A-AFM30-A 25A-AFD30-A	25A-AFM40-A 25A-AFD40-A	25A-AFM40-06-A 25A-AFD40-06-A
Bracket assembly*1		25A-AF22P-050AS	25A-AF32P-050AS	25A-AF42P-050AS	25A-AF42P-070AS
Bowl assembly		25A-C2SF-A	25A-C3SF-A	25A-C4SF-A	

*1 The assembly consists of a bracket and 2 mounting screws.

* The 25A- series specifications and dimensions are the same as those of the standard model.

For details, refer to the [Web Catalog](#).

Regulator

25A-AR20-D to 25A-AR60-D

Regulator with Backflow Function

25A-AR20K-D to 25A-AR60K-D



How to Order

25A-AR **30** **K** - **03** **B** - **D**

① ② ③ ④ ⑤ ⑥

• Series compatible with secondary batteries

- Semi-standard: Select one each for a to e.
- Semi-standard symbol: When more than one specification is required, indicate in alphanumeric order. Example) 25A-AR30K-03B-1NR-D

	Symbol	Description	① Body size				
			20	30	40	50	60
② With backflow function	Nil	Without backflow function	●	●	●	●	●
	K* ¹	With backflow function	●	●	●	●	●
③ Pipe thread type	Nil	Rc	●	●	●	●	●
	N	NPT	●	●	●	●	●
	F	G	●	●	●	●	●
④ Port size	01	1/8	●	—	—	—	—
	02	1/4	●	●	●	—	—
	03	3/8	—	●	●	—	—
	04	1/2	—	—	●	—	—
	06	3/4	—	—	●	●	—
⑤ Option* ² Mounting	Nil	Without mounting option	●	●	●	●	●
	B* ³	With bracket	●	●	●	●	●
	H	With set nut (For panel fitting)	●	●	●	—	—
a Set pressure	Nil	0.05 to 0.85 MPa setting	●	●	●	●	●
	1* ⁴	0.02 to 0.2 MPa setting	●	●	●	●	●
b Exhaust mechanism	Nil	Relieving type	●	●	●	●	●
	N	Non-relieving type	●	●	●	●	●
c Flow direction	Nil	Flow direction: Left to right	●	●	●	●	●
	R	Flow direction: Right to left	●	●	●	●	●
d Knob	Nil	Downward	●	●	●	●	●
	Y	Upward	●	●	●	●	●
e Unit	Nil	Unit on product label: MPa, Pressure gauge in SI units: MPa	●	●	●	●	●
	Z* ⁵	Unit on product label: psi, Pressure gauge: MPa/psi dual scale	○* ⁵	○* ⁵	○* ⁵	○* ⁵	○* ⁵

*1 Set the inlet pressure to at least 0.05 MPa higher than the set pressure.

*2 Options B and H are not assembled and supplied loose at the time of shipment.

*3 The assembly consists of a bracket and set nuts.

*4 Pressure can be set higher than the specification pressure in some cases, but use pressure within the specification range.

*5 ○: For pipe thread type: NPT. This product is for overseas use only according to the New Measurement Act. (The SI unit type is provided for use in Japan.)

Bracket, Set Nut Part Nos. for the 25A- Series

Option	Model					
	25A-AR20(K)-D	25A-AR30(K)-D	25A-AR40(K)-D	25A-AR40(K)-06-D	25A-AR50(K)-D	25A-AR60(K)-D
Bracket assembly* ¹	25A-AR23P-270AS	25A-AR33P-270AS	25A-AR43P-270AS		25A-AR54P-270AS	
Set nut	AR23P-260S	AR33P-260S	AR43P-260S		—* ²	

*1 The assembly consists of a bracket and set nuts. For the 25A-AR50(K)-D and 25A-AR60(K)-D, the assembly consists of an A and B bracket and 2 mounting screws.

*2 Please contact SMC regarding the set nuts for the 25A-AR50(K)-D and 25A-AR60(K)-D.

* The 25A- series specifications and dimensions are the same as those of the standard model.

For details, refer to the [Web Catalog](#).

Regulator

25A-AR20-B to 25A-AR60-B

Regulator with Backflow Function

25A-AR20K-B to 25A-AR60K-B



How to Order

25A - AR **30** **K** - **03** **B** - **03** - B

1
2
3
4
5
6

• Series compatible with secondary batteries

- Semi-standard: Select one each for a to e.
- Semi-standard symbol: When more than one specification is required, indicate in alphanumeric order. Example) 25A-AR30K-03B-1NR-B

	Symbol	Description	①						
			Body size						
			20	25	30	40	50	60	
②	With backflow function	Nil	Without backflow function						
		K	With backflow function						
+									
③	Pipe thread type	Nil	Rc						
		N	NPT						
		F	G						
+									
④	Port size	01	1/8						
		02	1/4						
		03	3/8						
		04	1/2						
		06	3/4						
		10	1						
+									
⑤	Option*1 Mounting	Nil	Without mounting option						
		B*2	With bracket						
		H	With set nut (For panel fitting)						
+									
⑥	a	Set pressure	Nil	0.05 to 0.85 MPa setting					
			1*3	0.02 to 0.2 MPa setting					
	+								
	b	Exhaust mechanism	Nil	Relieving type					
			N	Non-relieving type					
	+								
	c	Flow direction	Nil	Flow direction: Left to right					
			R	Flow direction: Right to left					
	+								
	d	Knob	Nil	Downward					
Y			Upward						
+									
e	Pressure unit	Nil	Name plate in SI units: MPa						
		Z*4	Name plate in imperial units: psi						

- *1 Options B and H are not assembled and supplied loose at the time of shipment.
- *2 The assembly consists of a bracket and set nuts (25A-AR20(K) to 25A-AR40(K)). Including 2 mounting screws for the 25A-AR50(K) and 25A-AR60(K).
- *3 Pressure can be set higher than the specification pressure in some cases, but use pressure within the specification range.
- *4 ○: For pipe thread type: NPT. This product is for overseas use only according to the New Measurement Act. (The SI unit type is provided for use in Japan.)

Bracket, Set Nut Part Nos. for the 25A- Series

Option	Model	25A-AR20(K)-B	25A-AR25(K)-B	25A-AR30(K)-B	25A-AR40(K)-B	25A-AR50(K)-B 25A-AR60(K)-B
Bracket assembly *1		25A-AR23P-270AS	25A-AR28P-270AS	25A-AR33P-270AS	25A-AR43P-270AS	25A-AR52P-270AS*2
Set nut		AR23P-260S	AR28P-260S	AR33P-260S	AR43P-260S	—*3

- *1 The assembly consists of a bracket and set nuts.
- *2 The assembly consists of a bracket and 2 mounting screws.
- *3 Please contact SMC regarding the set nuts for the 25A-AR50(K) and 25A-AR60(K).

* The 25A- series specifications and dimensions are the same as those of the standard model.

For details, refer to the [Web Catalog](#).

Filter Regulator

25A-AW20-D to 25A-AW60-D

Filter Regulator with Backflow Function

25A-AW20K-D to 25A-AW60K-D



How to Order

25A - AW 30 K - 03 B - - D

① ② ③ ④ ⑤ ⑥

• Series compatible with secondary batteries

- Semi-standard: Select one each for **a** to **d**.
- Semi-standard symbol: When more than one specification is required, indicate in alphanumeric order.
Example) 25A-AW30K-03B-1N-D

		Symbol	Description	①			
				Body size			
				20	30	40	60
②	With backflow function	Nil	Without backflow function	●	●	●	●
		K*1	With backflow function	●	●	●	●
③	Pipe thread type	Nil	Rc	●	●	●	●
		N	NPT	●	●	●	●
		F	G	●	●	●	●
④	Port size	01	1/8	●	—	—	—
		02	1/4	●	●	●	—
		03	3/8	—	●	●	—
		04	1/2	—	—	●	—
		06	3/4	—	—	●	●
		10	1	—	—	—	●
⑤	Option*2 Mounting	Nil	Without mounting option	●	●	●	●
		B*3	With bracket	●	●	●	●
		H	With set nut (For panel fitting)	●	●	●	—
⑥	a	Nil	0.05 to 0.85 MPa setting	●	●	●	●
		1*4	0.02 to 0.2 MPa setting	●	●	●	●
	b	Nil	Relieving type	●	●	●	●
		N	Non-relieving type	●	●	●	●
	c	Nil	Flow direction: Left to right	●	●	●	●
		R	Flow direction: Right to left	●	●	●	●
	d	Nil	Unit on product label: MPa, °C, Pressure gauge in SI units: MPa	●	●	●	●
		Z*5	Unit on product label: psi, °F, Pressure gauge: MPa/psi dual scale	○*5	○*5	○*5	○*5

*1 Set the inlet pressure to at least 0.05 MPa higher than the set pressure.

*2 Options B and H are not assembled and supplied loose at the time of shipment.

*3 The assembly consists of a bracket and set nuts

*4 Pressure can be set higher than the specification pressure in some cases, but use pressure within the specification range.

*5 ○ : For pipe thread type: NPT. This product is for overseas use only according to the New Measurement Act.

(The SI unit type is provided for use in Japan.)

Bracket, Set Nut, Bowl Assembly Part Nos. for the 25A- Series

Option	Model				
	25A-AW20(K)-D	25A-AW30(K)-D	25A-AW40(K)-D	25A-AW40(K)-06-D	25A-AW60(K)-D
Bracket assembly*1	25A-AW23P-270AS	25A-AR33P-270AS	25A-AR43P-270AS		25A-AR54P-270AS
Set nut	AR23P-260S	AR33P-260S	AR43P-260S		—*2
Bowl assembly	25A-C2SF-D	25A-C3SF-D	25A-C4SF-D		

*1 The assembly consists of a bracket and set nuts.

*2 For the 25A-AW60(K)-D, the assembly consists of an A and B bracket and 2 mounting screws.
Please contact SMC regarding the set nuts for the 25A-AW60(K)-D.

* The 25A- series specifications and dimensions are the same as those of the standard model.

For details, refer to the [Web Catalog](#).

Filter Regulator

25A-AW20-B to 25A-AW60-B

Filter Regulator with Backflow Function

25A-AW20K-B to 25A-AW60K-B



How to Order

25A - AW 30 K - 03 B - - **B**

① ② ③ ④ ⑤ ⑥

• Series compatible with secondary batteries

- Semi-standard: Select one each for **a** to **d**.
- Semi-standard symbol: When more than one specification is required, indicate in alphanumeric order.
Example) 25A-AW30K-03B-1N-B

	Symbol	Description	①					
			Body size					
			20	30	40	60		
② With backflow function	Nil	Without backflow function	●	●	●	●		
	K	With backflow function	●	●	●	●		
③ Pipe thread type	Nil	Rc	●	●	●	●		
	N	NPT	●	●	●	●		
	F	G	●	●	●	●		
④ Port size	01	1/8	●	—	—	—		
	02	1/4	●	●	●	—		
	03	3/8	—	●	●	—		
	04	1/2	—	—	●	—		
	06	3/4	—	—	●	●		
	10	1	—	—	—	●		
⑤ Option *1 Mounting	Nil	Without mounting option	●	●	●	●		
	B*2	With bracket	●	●	●	●		
	H	With set nut (For panel fitting)	●	●	●	—		
⑥ Semi-standard	a Set pressure	Nil	0.05 to 0.85 MPa setting		●	●	●	●
		1*3	0.02 to 0.2 MPa setting		●	●	●	●
	b Exhaust mechanism	Nil	Relieving type		●	●	●	●
		N	Non-relieving type		●	●	●	●
	c Flow direction	Nil	Flow direction: Left to right		●	●	●	●
		R	Flow direction: Right to left		●	●	●	●
	d Pressure unit	Nil	Name plate and caution plate for bowl in SI units: MPa		●	●	●	●
		Z*4	Name plate and caution plate for bowl in imperial units: psi, °F		○*4	○*4	○*4	○*4

*1 Options B and H are not assembled and supplied loose at the time of shipment.

*2 The assembly consists of a bracket and set nuts (25A-AW20(K) to 25A-AW40(K)). Including 2 mounting screws for the 25A-AW60(K).

*3 Pressure can be set higher than the specification pressure in some cases, but use pressure within the specification range.

*4 ○ : For pipe thread type: NPT. This product is for overseas use only according to the New Measurement Act.

(The SI unit type is provided for use in Japan.)

Bracket, Set Nut, Bowl Assembly Part Nos. for the 25A- Series

Model	25A-AW20(K)-B	25A-AW30(K)-B	25A-AW40(K)-B	25A-AW60(K)-B
Option				
Bracket assembly*1	25A-AW23P-270AS	25A-AR33P-270AS	25A-AR43P-270AS	25A-AW62P-270AS*2
Set nut	AR23P-260S	AR33P-260S	AR43P-260S	—*3
Bowl assembly	25A-C2SF-A	25A-C3SF-A	25A-C4SF-A	

*1 The assembly consists of a bracket and set nuts.

*2 The assembly consists of a bracket and 2 mounting screws.

*3 Please contact SMC regarding the set nuts for the 25A-AW60(K).

* The 25A- series specifications and dimensions are the same as those of the standard model.

For details, refer to the [Web Catalog](#).

Mist Separator Regulator

25A-AWM30, AWM40-D

Micro Mist Separator Regulator

25A-AWD30, AWD40-D



25A-AWM30-D 25A-AWD30-D

- 25A-AWM Series Nominal filtration rating: 0.3 μm
- 25A-AWD Series Nominal filtration rating: 0.01 μm

How to Order

25A - AWM 30 - [] 03 B - [] - D

25A - AWD 30 - [] 03 B - [] - D

• Series compatible with secondary batteries

① ② ③ ④ ⑤

- Semi-standard: Select one each for a to d.
- Semi-standard symbol: When more than one specification is required, indicate in alphanumeric order.
Example) 25A-AWM30-F03B-1NR-D

		Symbol	Description	①		
				Body size		
				30	40	
②	Pipe thread type	Nil	Rc	●	●	
		N	NPT	●	●	
		F	G	●	●	
		+				
③	Port size	02	1/4	●	●	
		03	3/8	●	●	
		04	1/2	—	●	
		+				
④	*1 Mounting	Nil	Without mounting option	●	●	
		B*2	With bracket	●	●	
		H	With set nut (for panel mount)	●	●	
		+				
⑤	a	Set pressure*3	Nil	0.05 to 0.85 MPa setting	●	●
			1	0.05 to 0.2 MPa setting	●	●
			+			
	b	Exhaust mechanism	Nil	Relieving type	●	●
			N	Non-relieving type	●	●
			+			
	c	Flow direction	Nil	Flow direction: Left to right	●	●
			R	Flow direction: Right to left	●	●
			+			
	d	Unit	Nil	Unit on product label: MPa, °C	●	●
			Z*4	Unit on product label: psi, °F	○*5	○*5

- *1 Options B and H are not assembled and supplied loose at the time of shipment.
- *2 The assembly consists of a bracket and set nuts.
- *3 Pressure can be set higher than the specification pressure in some cases, but use pressure within the specification range.
- *4 For the pipe thread type: NPT
This product is for overseas use only according to the New Measurement Act.
(The SI unit type is provided for use in Japan.)
- *5 ○: For the pipe thread type: NPT only

Bracket, Set Nut, Bowl Assembly Part Nos. for the 25A- Series

Optional specifications	Model	
	25A-AWM30-D 25A-AWD30-D	25A-AWM40-D 25A-AWD40-D
Bracket assembly *1	25A-AR33P-270AS	25A-AR43P-270AS
Set nut	AR33P-260S	AR43P-260S
Bowl assembly	25A-C3SF-D	25A-C4SF-D

*1 The assembly consists of a bracket and set nuts.

* The 25A- series specifications and dimensions are the same as those of the standard model.

For details, refer to the [Web Catalog](#).

Soft Start-up Valve

25A-AV2000-A to 25A-AV5000-A



How to Order

25A - AV 20 00 - 02 B - 1 D B - - A

• Series compatible with secondary batteries*7

• Select one each for options "a" and semi-standard options "b" and "c."
 • Option/Semi-standard symbol: When more than one specification is required, indicate in alphabetical order.
 Example) 25A-AV2000-N02B-1DB-RZ-A

* CE/UKCA compliant: ●

	Electrical entry		
	Grommet	DIN terminal	M12 connector
AC	—	●	—
DC	●	●	●

	Symbol	Description	① Body size				
			20	30	40	50	
② Thread type	Nil	Rc	●	●	●	●	
	N	NPT	●	●	●	●	
	F	G	●	●	●	●	
+							
③ Port size 1(P), 2(A)	02	1/4	●	—	—	—	
	03	3/8	—	●	—	—	
	04	1/2	—	—	●	—	
	06	3/4	—	—	—	●	
	10	1	—	—	—	●	
+							
④ Option a	Mounting	Nil	Without mounting option	●	●	●	●
		B	With bracket	●	●	●	●
+							
⑤ Rated coil voltage	AC (50/60 Hz)	1	100 VAC	●	●	●	●
		2	200 VAC	●	●	●	●
		3	110 VAC [115 VAC]*1	●	●	●	●
		4	220 VAC [230 VAC]*1	●	●	●	●
	DC	5	24 VDC	●	●	●	●
		6	12 VDC	●	●	●	●
+							
⑥ Electrical entry	G	Grommet (Lead wire length: 300 mm)	●	●	●	●	
	D	Type D (DIN terminal/With connector)	●	●	●	●	
	Y	Type Y (DIN terminal/With connector)*2	●	●	●	●	
	KO	M12 connector (Without cable)	○*3	○*3	○*3	○*3	
+							
⑦ Light/surge voltage suppressor	Nil	None	●	●	●	●	
	Z	With light/surge voltage suppressor	○*4	○*4	○*4	○*4	
+							
⑧ Manual override	Nil	Non-locking push type	●	●	●	●	
	B	Push-turn locking slotted type	●	●	●	●	
	C	Push-turn locking lever type	●	●	●	●	
+							
⑨ Semi-standard b	Flow direction	Nil	Flow direction: Left to right	●	●	●	●
		R	Flow direction: Right to left	●	●	●	●
+							
c	Pressure unit	Nil	Unit on product label: MPa, Pressure gauge: MPa	●	●	●	●
		Z*5	Unit on product label: psi, Pressure gauge: MPa/psi dual scale	○*6	○*6	○*6	○*6

*1 The 110 VAC and the 115 VAC are interchangeable. The 220 VAC and the 230 VAC are interchangeable as well.

The allowable voltage fluctuation is -15% to +5% of the rated voltage for the 115 VAC or the 230 VAC.

*2 Type "Y" is a DIN terminal in compliance with EN-175301-803C (former DIN43650C).

*3 When the electrical entry is "KO," only the DC specifications (5 or 6) can be selected for the rated coil voltage.

*4 When it is "KO," only the "With light/surge voltage suppressor" option can be selected.

*5 For the pipe thread type: NPT

This product is for overseas use only according to the New Measurement Act. (The SI unit type is provided for use in Japan.)

*6 Pressure unit Z: For the pipe thread type: NPT only

*7 Coils for pilot valve assemblies, connector pins, and lead wires are made of copper.

* The 25A- series specifications and dimensions are the same as those of the standard model.

For details, refer to the [Web Catalog](#).

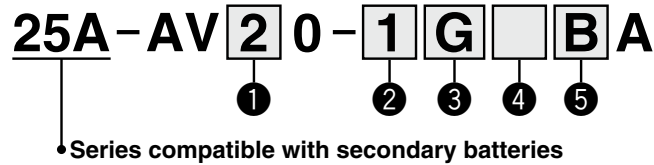


Bracket/Option Part Nos., Pilot Valve Assembly/Replacement Parts for the 25A- Series

Description	Series			
	25A-AV2000-A	25A-AV3000-A	25A-AV4000-A	25A-AV5000-A
Bracket assembly*1	25A-AV22P-210AS	25A-AV32P-210AS	25A-AV42P-210AS	25A-AV52P-210AS
Pilot valve assembly	Refer to the How to Order below.			

*1 Bracket: 1 pc., Mounting screw: 2 pcs. (3 pcs. for the 25A-AV5000-A)

How to Order Pilot Valve Assembly



	Symbol	Description	Applicable body size					
			20	30	40	50		
1	Body size	2	For the AV2000-A, AV3000-A		●	●	—	—
		4	For the AV4000-A, AV5000-A		—	—	●	●
+								
2	Rated coil voltage	AC (50/60 Hz)	1	100 VAC	●	●	●	●
			2	200 VAC	●	●	●	●
			3	110 VAC [115 VAC]*1	●	●	●	●
		DC	4	220 VAC [230 VAC]*1	●	●	●	●
			5	24 VDC	●	●	●	●
			6	12 VDC	●	●	●	●
+								
3	Electrical entry	G	Grommet (Lead wire length: 300 mm)		●	●	●	●
		D	Type D (DIN terminal/With connector)		●	●	●	●
		Y	Type Y (DIN terminal/With connector)*2		●	●	●	●
		KO	M12 connector (Without cable)		○*3	○*3	○*3	○*3
+								
4	Light/surge voltage suppressor	Nil	None		●	●	●	●
		Z	With light/surge voltage suppressor		○*4	○*4	○*4	○*4
+								
5	Manual override	Nil	Non-locking push type		●	●	●	●
		B	Push-turn locking slotted type		●	●	●	●
		C	Push-turn locking lever type		●	●	●	●

*1 The 110 VAC and the 115 VAC are interchangeable. The 220 VAC and the 230 VAC are interchangeable as well.
The allowable voltage fluctuation is -15% to +5% of the rated voltage for the 115 VAC or the 230 VAC.

*2 Type "Y" is a DIN terminal in compliance with EN-175301-803C (former DIN43650C).

*3 When the electrical entry is "KO," only the DC specifications (5 or 6) can be selected for the rated coil voltage.

*4 When it is "KO," only the "With light/surge voltage suppressor" option can be selected.

Precision Regulator

RoHS

25A-IR1000/2000/3000-A Series



How to Order

25A-IR 1 0 0 0 - 01 B - - A

1
 2
 3
 4
 5
 6
 7

- Option/Semi-standard: Select one each for **a**, **b**, and **c**.
- Option/Semi-standard symbol: When more than one specification is required, indicate in alphanumeric order.

		Symbol	Description	① Body size			
				1	2	3	
②	Set pressure range	0	0.005 to 0.2 MPa	●	●	—	
			0.01 to 0.2 MPa	—	—	●	
		1	0.01 to 0.4 MPa	●	●	●	
		2	0.01 to 0.8 MPa	●	●	●	
		+					
③	Exhaust direction	0	Bottom exhaust	●	●	●	
		1	Front exhaust	—	—	●	
		2	Rear exhaust	—	—	●	
		+					
④	Pipe thread type	Nil	Rc	●	●	●	
		N	NPT	●	●	●	
		F	G	●	●	●	
		+					
⑤	Port size	01	1/8	●	—	—	
		02	1/4	—	●	●	
		03	3/8	—	—	●	
		04	1/2	—	—	●	
		+					
⑥	a	Mounting	Nil	Without mounting option	●	●	●
			B*2	With bracket	●	●	●
			H	With hexagon panel nut (for panel mount)	●	●	●
			+				
	b	With digital pressure switch	EA	NPN open collector 1 output	●	●	●
			EB	PNP open collector 1 output	●	●	●
			EC	NPN open collector 2 outputs + Analog voltage output	●	●	●
			ED	NPN open collector 2 outputs + Analog current output	●	●	●
			+				
	c	Flow direction	Nil	Flow direction: Left to right	●	●	●
R			Flow direction: Right to left	●	●	●	
		+					
⑦	d	Knob	Nil	Upward	●	●	●
			V	Downward	●	●	●
		+					
e	Pressure unit*3	Nil	Name plate and pressure gauge in imperial units: MPa	●	●	●	
		Z	Name plate and pressure gauge in imperial units: psi	●	●	●	
		ZA	Digital pressure switch: With unit conversion function	●	●	●	

*1 Options are shipped together with the product but do not come assembled. B and H cannot be selected at the same time. The current bracket cannot be used for this product.

*2 The assembly consists of a bracket and set nuts

*3 See pressure unit table below.

	Pipe thread type	Name plate in imperial units	Pressure switch in imperial units	Sales*6
			EA, EB, EC, ED	
Nil	Rc	MPa	Fixed SI unit	Japan, Overseas
	NPT			
	G			
Z*4	Rc	psi	With unit conversion function (Initial value psi)	Only overseas
	NPT			
	G			
ZA*5	Rc	MPa	With unit conversion function	Only overseas
	NPT			
	G			

*4 For pipe thread type: NPT

*5 For options: EA, EB, EC, ED

*6 According to the new Measurement Law, only the SI unit type is provided for use in Japan.

* The 25A- series specifications and dimensions are the same as those of the standard model.

For details, refer to the [Web Catalog](#).

Electro-Pneumatic Regulator

25A-ITV1000/2000/3000 Series



How to Order



25A - ITV **2** **0** **1** **0** - **0** **1** **2** **S**

Series compatible with secondary batteries

Model

1	1000 type
2	2000 type
3	3000 type

Pressure range

1	0.1 MPa
3	0.5 MPa
5	0.9 MPa

Power supply voltage

0	24 VDC
1	12 to 15 VDC

Input signal

0	Current type 4 to 20 mADC (Sink type)
1	Current type 0 to 20 mADC (Sink type)
2	Voltage type 0 to 5 VDC
3	Voltage type 0 to 10 VDC
40	4 points preset input

Monitor output

1	Analog output 1 to 5 VDC
2	Switch output/NPN output
3	Switch output/PNP output
4	Analog output 4 to 20 mADC (Sink type)
Nil	None (For 4 points preset input)

Pressure display unit

Nil	MPa
2*1	kgf/cm ²
3	bar
4*1	psi
5	kPa

*1 This product is for overseas use only according to the New Measurement Act. (The SI unit type is provided for use in Japan.)

Cable connector type

S	Straight type 3 m
L	Right angle type 3 m
N	Without cable connector

* A dedicated cable connector whose material was changed is used.

Bracket

Nil	Without bracket
B	Flat bracket
C	L-bracket

* The bracket is made with a special black chromium treatment. The bracket is shipped with the product.

Port size

1	1/8 (1000 type)
2	1/4 (1000, 2000, 3000 type)
3	3/8 (2000, 3000 type)
4	1/2 (3000 type)

Thread type

Nil	Rc
N	NPT
T	NPTF
F	G

* Since the lead wires and electrical circuits are used, this product is not completely copper-free. Only the wetted parts are copper-free.

* Copper and zinc materials are used for solenoid valve coils, connector pins, and lead wire substrate.

* The 25A- series specifications and dimensions are the same as those of the standard model.

For details, refer to the [Web Catalog](#).

Electronic Vacuum Regulator

25A-ITV209□ Series

How to Order

25A-ITV209 □ **0** - **0** **1** □ **2** □ **S** **5**

Series compatible with secondary batteries

Pressure range

9	-1.3 to 80 kPa
---	----------------

Power supply voltage

0	24 VDC
1	12 to 15 VDC

Input signal

0	Current type 4 to 20 mADC
1	Current type 0 to 20 mADC
2	Voltage type 0 to 5 VDC
3	Voltage type 0 to 10 VDC
40	Preset input (Negative common)

Monitor output

1	Analog output 1 to 5 VDC
2	Switch output/NPN output
3	Switch output/PNP output
4	Analog output 4 to 20 mADC (Sink type)
Nil	None (For Preset input)



Pressure display unit

5	kPa
---	-----

Cable connector type

S	Straight type 3 m
L	Right angle type 3 m
N	Without cable connector

* A dedicated cable connector whose material was changed is used.

Bracket

Nil	Without bracket
B	Flat bracket
C	L-bracket

* The bracket is made with a special black chromium treatment. The bracket is shipped with the product.

Port size

2	1/4
---	-----

Thread type

Nil	Rc
N	NPT
T	NPTF
F	G

* Since the lead wires and electrical circuits are used, this product is not completely copper-free. Only the wetted parts are copper-free.

* Copper and zinc materials are used for solenoid valve coils, connector pins, and lead wire substrate.

* The 25A- series specifications and dimensions are the same as those of the standard model.

For details, refer to the [Web Catalog](#).